

REV	DATE	DESCRIPTION	BY

THIS DRAWING AND OR TECHNICAL INFORMATION IS THE SOLE PROPERTY OF TES AMERICA, LLC. AND IS FURNISHED FOR AUTHORIZED USE ONLY AND ON THE UNDERSTANDING AND CONDITION THAT IT IS CONFIDENTIAL. NEITHER THIS DOCUMENT NOR THE INFORMATION DISCLOSED HEREIN SHALL BE DISCLOSED TO OTHERS, COPIED, REPRODUCED OR OTHERWISE TRANSFERRED TO OTHER DOCUMENTS, OR USED FOR MANUFACTURING OR ANY OTHER PURPOSE EXCEPT AS AUTHORIZED BY TES AMERICA, LLC.

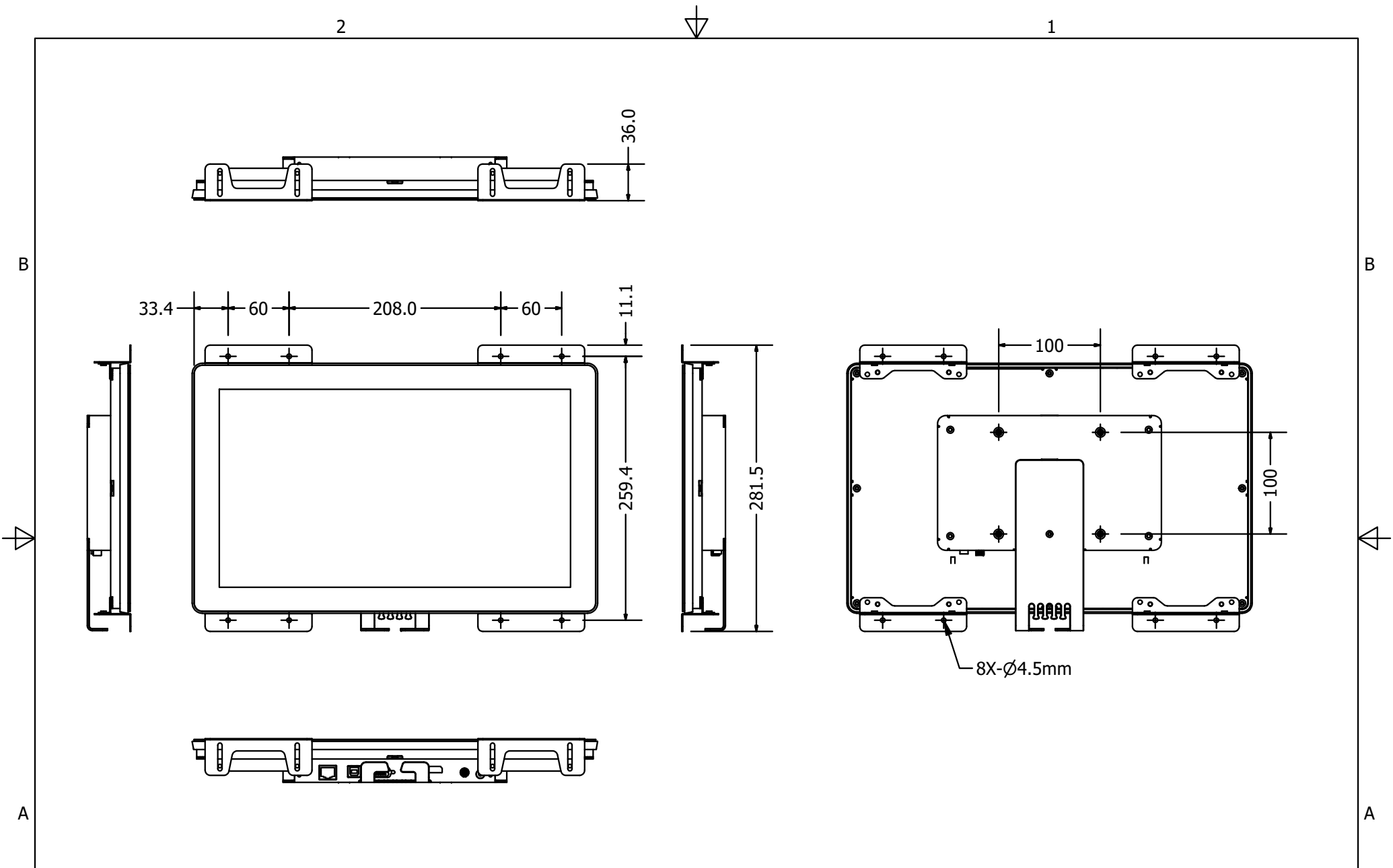
TOLERANCING
UNLESS OTHERWISE SPECIFIED
ALL DIMS ARE mm
.X ± 0.20 RADIUS ± 0.15
.XX ± 0.10 ANGLES ± 0.5°
DO NOT SCALE DRAWING

MicroTouch HOLLAND, MI 49423 - USA

OF-156P-A1
WITHOUT MOUNTING BRACKETS

DR:	CK:	Material:	SCALE: NTS
DATE: 8/5/2022			SHEET: 1 OF 4
DWG. No.			VER. 01

THIRD ANGLE VIEW



REV	DATE	DESCRIPTION	BY

THIS DRAWING AND OR TECHNICAL INFORMATION IS THE SOLE PROPERTY OF TES AMERICA, LLC. AND IS FURNISHED FOR AUTHORIZED USE ONLY AND ON THE UNDERSTANDING AND CONDITION THAT IT IS CONFIDENTIAL. NEITHER THIS DOCUMENT NOR THE INFORMATION DISCLOSED HEREIN SHALL BE DISCLOSED TO OTHERS, COPIED, REPRODUCED OR OTHERWISE TRANSFERRED TO OTHER DOCUMENTS, OR USED FOR MANUFACTURING OR ANY OTHER PURPOSE EXCEPT AS AUTHORIZED BY TES AMERICA, LLC.

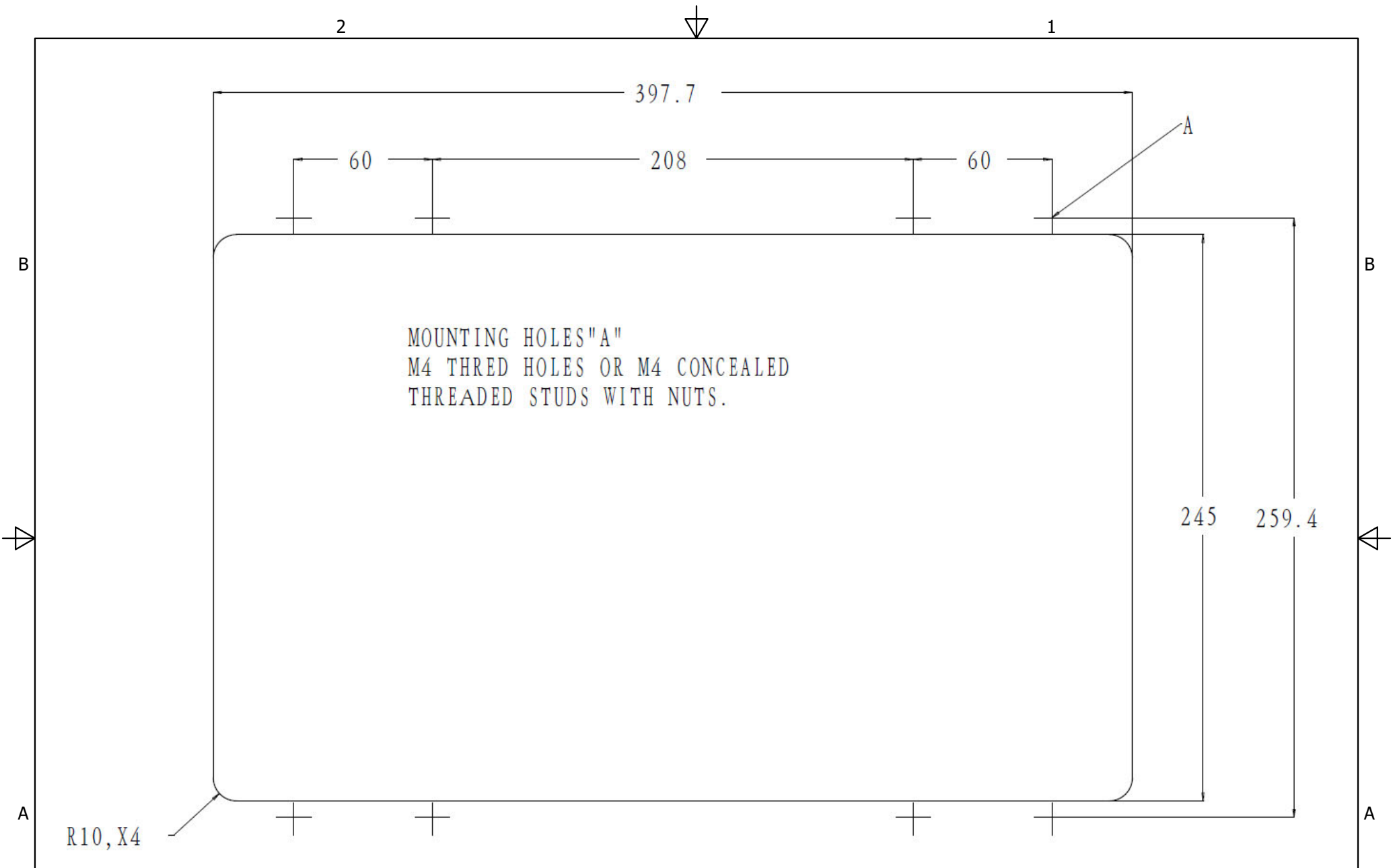
TOLERANCING
UNLESS OTHERWISE SPECIFIED
ALL DIMS ARE mm
.X ± 0.20 RADIUS ± 0.15
.XX ± 0.10 ANGLES ± 0.5°
DO NOT SCALE DRAWING

MicroTouch HOLLAND, MI 49423 - USA

**OF-156P-A1
WITH MOUNTING BRACKETS**

DR:	CK:	Material:	SCALE: NTS
DATE: 8/5/2022			SHEET: 2 OF 4
DWG. No.			VER. 01

THIRD ANGLE VIEW



MOUNTING HOLES "A"
M4 THRED HOLES OR M4 CONCEALED
THREADED STUDS WITH NUTS.

R10, X4

REV	DATE	DESCRIPTION	BY

THIS DRAWING AND OR TECHNICAL INFORMATION IS THE SOLE PROPERTY OF TES AMERICA, LLC. AND IS FURNISHED FOR AUTHORIZED USE ONLY AND ON THE UNDERSTANDING AND CONDITION THAT IT IS CONFIDENTIAL. NEITHER THIS DOCUMENT NOR THE INFORMATION DISCLOSED HEREIN SHALL BE DISCLOSED TO OTHERS, COPIED, REPRODUCED OR OTHERWISE TRANSFERRED TO OTHER DOCUMENTS, OR USED FOR MANUFACTURING OR ANY OTHER PURPOSE EXCEPT AS AUTHORIZED BY TES AMERICA, LLC.

TOLERANCING
UNLESS OTHERWISE SPECIFIED
ALL DIMS ARE mm
.X ± 0.20 RADIUS ± 0.15
.XX ± 0.10 ANGLES ± 0.5°
DO NOT SCALE DRAWING

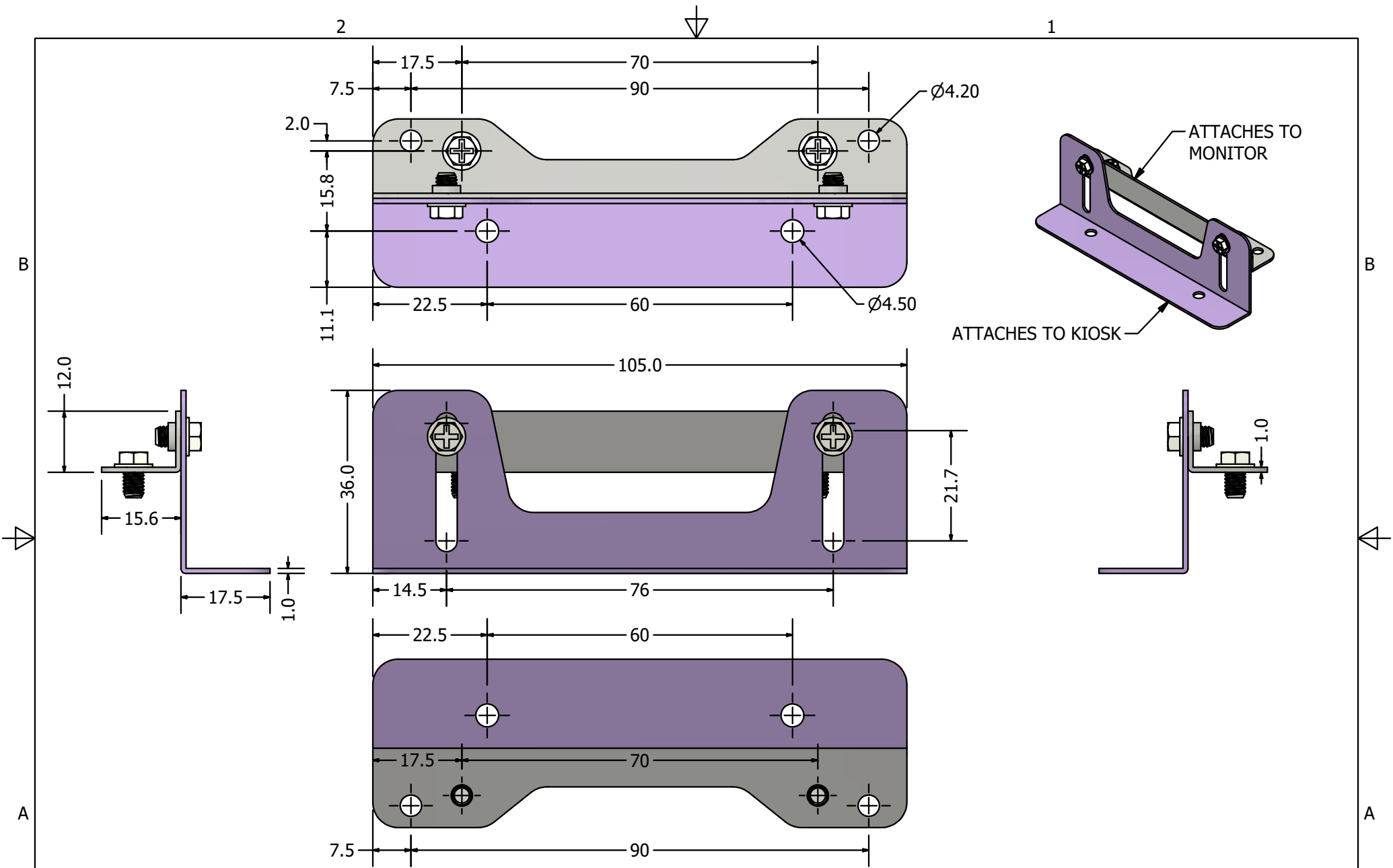
MicroTouch HOLLAND, MI 49423 - USA

OF-156P-A1
MOUNTING OPENING AND SCREW LOCATIONS

DR:	CK:	Material:	SCALE: NTS
DATE: 8/5/2022	DWG. No.		SHEET: 3 OF 4
VER. 01			THIRD ANGLE VIEW

2

1



REV	DATE	DESCRIPTION	BY

THIS DRAWING AND OR TECHNICAL INFORMATION IS THE SOLE PROPERTY OF TES AMERICA, LLC. AND IS FURNISHED FOR AUTHORIZED USE ONLY AND ON THE UNDERSTANDING AND CONDITION THAT IT IS CONFIDENTIAL. NEITHER THIS DOCUMENT NOR THE INFORMATION DISCLOSED HEREIN SHALL BE DISCLOSED TO OTHERS, COPIED, REPRODUCED OR OTHERWISE TRANSFERRED TO OTHER DOCUMENTS, OR USED FOR MANUFACTURING OR ANY OTHER PURPOSE EXCEPT AS AUTHORIZED BY TES AMERICA, LLC.

TOLERANCING
UNLESS OTHERWISE SPECIFIED
ALL DIMS ARE mm

.X ± 0.20 RADIUS ± 0.15
.XX ± 0.10 ANGLES ± 0.5°

DO NOT SCALE DRAWING

MicroTouch HOLLAND, MI 49423 - USA

OF-156P-A1
MOUNTING BRACKET

DR:	CK:	Material:	SCALE: NTS
DATE: 8/5/2022			SHEET: 4 OF 4
DWG. No.			VER. 01

THIRD ANGLE VIEW