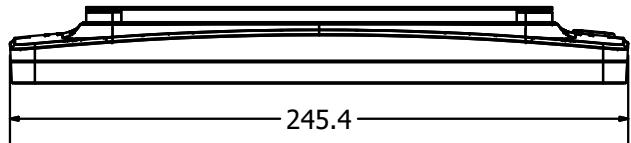


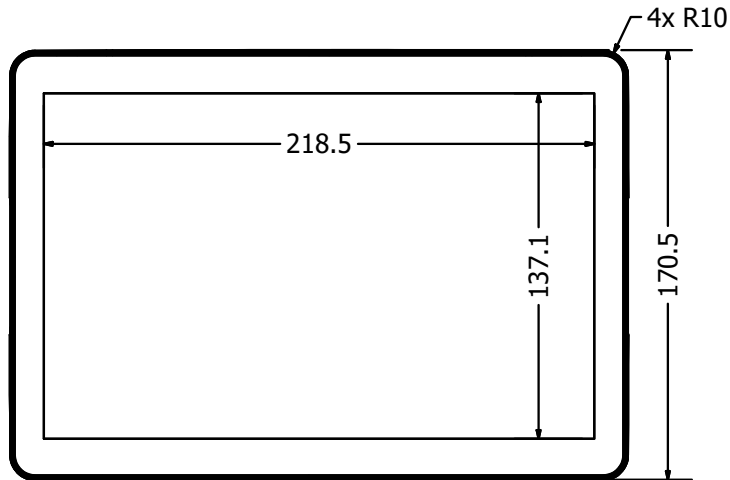
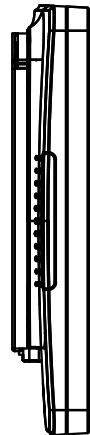
2



1



245.4

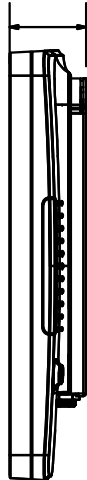


218.5

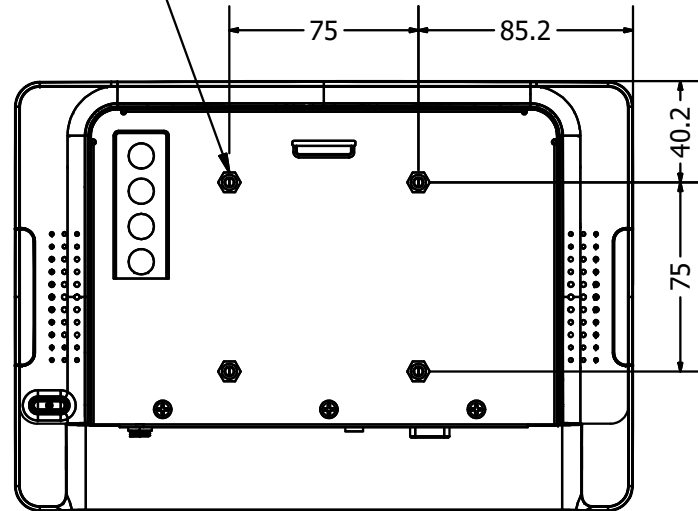
137.1

170.5

4x R10



VESA 75
4x M4x5mm depth



75

85.2

40.2

75

B

B



VGA

AUDIO IN

HDMI

USB-C

DP

DC IN

A

A

REV	DATE	DESCRIPTION	BY

THIS DRAWING AND OR TECHNICAL INFORMATION IS THE SOLE PROPERTY OF TES AMERICA, LLC. AND IS FURNISHED FOR AUTHORIZED USE ONLY AND ON THE UNDERSTANDING AND CONDITION THAT IT IS CONFIDENTIAL. NEITHER THIS DOCUMENT NOR THE INFORMATION DISCLOSED HEREIN SHALL BE DISCLOSED TO OTHERS, COPIED, REPRODUCED OR OTHERWISE TRANSFERRED TO OTHER DOCUMENTS, OR USED FOR MANUFACTURING OR ANY OTHER PURPOSE EXCEPT AS AUTHORIZED BY TES AMERICA, LLC.

TOLERANCING
UNLESS OTHERWISE SPECIFIED
ALL DIMS ARE mm
.X ± 0.20 RADIUS ± 0.15
.XX ± 0.10 ANGLES ± 0.5°
DO NOT SCALE DRAWING

DT-100P-A1
2D Drawing

DR: MPB	CK:	Material:	SCALE: NTS
DATE: 6/8/2022	DWG. No. CZ247PU0F0003		SHEET: 1 OF 1
			VER. 01
			THIRD ANGLE VIEW

2



1